

BRASKEM SA
Form 6-K
August 14, 2007

SECURITIES AND EXCHANGE COMMISSION
Washington, D.C. 20549

FORM 6-K

**REPORT OF FOREIGN PRIVATE ISSUER PURSUANT TO RULE 13A-16
OR 15D-16 OF THE SECURITIES EXCHANGE ACT OF 1934**

For the month of August, 2007
(Commission File No. 1-14862)

BRASKEM S.A.

(Exact Name as Specified in its Charter)

N/A

(Translation of registrant's name into English)

Rua Eteno, 1561, Polo Petroquimico de Camacari
Camacari, Bahia - CEP 42810-000 Brazil
(Address of principal executive offices)

Indicate by check mark whether the registrant files or will file annual reports under cover Form 20-F or Form 40-F.

Form 20-F Form 40-F

Indicate by check mark if the registrant is submitting the Form 6-K
in paper as permitted by Regulation S-T Rule 101(b)(1).

Indicate by check mark if the registrant is submitting the Form 6-K
in paper as permitted by Regulation S-T Rule 101(b)(7).

Indicate by check mark whether the registrant by furnishing the information contained in this Form is also thereby furnishing the information to
the Commission pursuant to Rule 12g3-2(b) under the Securities Exchange Act of 1934.

Yes No

If "Yes" is marked, indicate below the file number assigned to the registrant in connection with Rule 12g3-2(b): 82- _____.

Investors Meeting
2Q07 Results

José Carlos Grubisich

Carlos Fadigas

Forward-looking Statements

This presentation contains forward -looking statements. Such statements are not statements of historical facts, and reflect the beliefs and expectations of Braskem 's management. The words anticipates , wishes , expects , estimates , intends , forecasts , plans , predicts , projects , targets and similar words are intended to identify these statements. Although Braskem believes that expectations and assumptions reflected in the forward -looking statements are reasonable based on information currently available to Braskem 's management, Braskem cannot guarantee future results or events.

Forward -looking statements included in this presentation speak only as of the date they are made (June 30, 2007), and the Company does not undertake any obligation to update them in light of new information or future developments.

Braskem shall not be responsible for any transaction or investment decisions that are taken based on information included in this presentation.

Agenda

Highlights 2Q07

José Carlos Grubisich
CEO

Results 2Q07

Carlos Fadigas
CFO

Growth with Value Creation

José Carlos Grubisich
CEO

3

2Q07 Highlights

Significant strategic improvements

Acquisition of Ipiranga's petrochemical assets

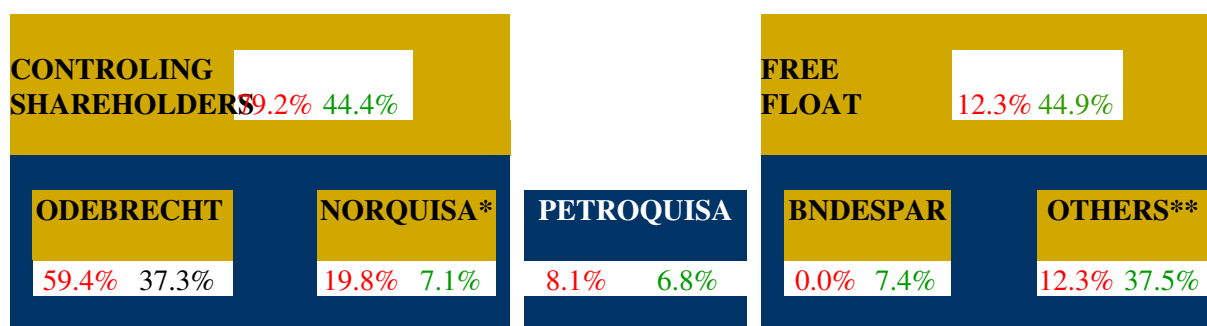
The acquisition of Ipiranga Petroquímica minorities was concluded

CVM announces that a change of control public tender offer (OPA) for Copesul shares is not required

Notice of public tender offer to delist Copesul published on August 14, 2007

Odebrecht capitalizes Braskem's debentures in the amount of R\$ 1.2 billion

BNDESPar exchanges Odebrecht debentures for Braskem's Class A Preferred Shares



*Odebrecht holds 100% of Norquisa

**Does not include shares held in treasury (3.7% of total)

% Voting
Capital

% Total
Capital

4

Source: Braskem

Braskem

The largest petrochemical company in Latin America

Gross Revenue

US\$ 11.0 bi

Net Revenue

US\$ 8.7 bi

EBITDA

US\$ 1.7 bi

Exports

US\$ 2.4 bi

Assets

US\$ 10.3 bi

Note *As of 06/30/07 Pro forma basis: last twelve months.*

5

Source: Braskem

Consistent growth

Strong acceleration with Ipiranga's acquisition...

Net Revenue	US\$ million	EBITDA	US\$ million	Exports	US\$ million
--------------------	-------------------------	---------------	-------------------------	----------------	-------------------------

**LEVERAGED BY PRODUCTION GROWTH, MARKET LEADERSHIP, SUCCESSFUL
COMMERCIAL POLICY AND INDUSTRY CONSOLIDATION**

* 2Q07 LTM: Pro forma Consolidated Braskem. Other periods on real basis

6

Source: Braskem

...Combined with improved business quality focused on global competitiveness

Second best EBITDA margin posted by petrochemical companies worldwide

7

Source: Braskem Companies information for 2006. Braskem's EBITDA margin for 2006 is the same as the EBITDA margin for 2Q07 LTM

Agenda

Highlights 2Q07

José Carlos Grubisich
CEO

Results 2Q07

Carlos Fadigas
CFO

Growth with Value Creation

José Carlos Grubisich
CEO

8

Improved performance in all indicators 2Q06 x 2Q07

Gross Revenue	R\$ million	Net Revenue	R\$ million	Exports	US\$ million
---------------	-------------	-------------	-------------	---------	--------------

EBITDA R\$ million

Net Income R\$million

Source: Braskem

9

Improved performance in all indicators 1H06 x 1H07

Gross Revenue	R\$ million	Net Revenue	R\$ million	Exports	US\$ million
---------------	-------------	-------------	-------------	---------	--------------

EBITDA R\$ million

Net Income R\$ million

10

EBITDA surpasses R\$ 900 million in 2Q07, posting 64% growth

R\$ million

11

Source: Braskem

EBITDA surpasses R\$ 900 million in 2Q07, posting 64% growth

Price Evolution: Spreads of 30% over international prices

PE	+ 32%	Basis 100	PP	+ 33%	Basis 100	PVC	+ 35%	Basis 100
----	----------	--------------	----	----------	--------------	-----	----------	--------------

12

Source: Braskem

EBITDA surpasses R\$ 900 million in 2Q07, posting 64% growth

R\$ million

2Q07 Commercial Performance: Focus on profitability combined with commercial flexibility ⁽¹⁾

Ethylene

kt

Total Thermoplastics

kt

(1) Consolidates sales in Domestic market and exports.

13

Source: Braskem

EBITDA surpasses R\$ 900 million in 2Q07, posting 64% growth

R\$ million

14

Source: Braskem

EBITDA surpasses R\$ 900 million in 2Q07, posting 64% growth

R\$ million

11% increase in Naphtha ARA price impacts EBITDA in R\$ 391 million

Naphtha ARA US\$/ton

**Naphtha in the COGS: 2Q06 x
2Q07**

15

Source: CMAI

EBITDA surpasses R\$ 900 million in 2Q07, posting 64% growth

R\$ million

16

Source: Braskem

EBITDA surpasses R\$ 900 million in 2Q07, posting 64% growth

R\$ million

17

Source: Braskem

Debt Profile

Amortization agenda compatible to cash generation and acquisition in process

AMORTIZATION AGENDA
(R\$ million)
06/30/2007

Gross Indebtedness by Index

	R\$ million
Gross Debt:	7,303
Net Debt:	5,214
Average	13
Maturity:	yrs

18

Source: Braskem

Financial Solidity

Leverage between 2 and 2.3 x after the completion of the acquisition

R\$ million	Braskem Financial Effort	Net Debt	EBITDA (LTM)	Net Debt / Ebitda (x)
12/31/2006		4,513	1,661	2.72
06/30/2007	770	5,214	3,5073	1.49
Acquisition of common shares out of controlling group - Ipiranga Group	256	5,470	3,503	1.56
Delisting of Copesul (1)	1,406	6,876	3,503	1.96
Deliver of petrochemical assets by Ultrapar	596	7,472	3,503	2.13

(1) Includes financial effort equivalent to 100% of the public tender offer (OPA)

Source: Braskem

19

Net Income*Surpasses R\$ 400 million in 1H07***Operating performance and improved financial result leverage net income****R\$ million**

Main Economic Indicators	2Q07 (A)	2Q06 (B)	Chg. % (A)/(B)	1H07 (C)	1H06 (D)	Chg. % (C)/(D)
Net Revenue	4,969	4,048	23%	9,393	8,022	17%
EBITDA	921	562	64%	1,774	1,290	37%
EBITDA Margin	18.5%	13.9%	+4.6 pp	18.9%	16.1%	+2.8 pp
Net Financial Result	(59)	(317)	-81%	(163)	(357)	-54%
Net Income	281	(55)	-	408	92	344%

Source: Braskem

20

Agenda

Highlights 2Q07

José Carlos Grubisich
CEO

Results 2Q07

Carlos Fadigas
CFO

Growth with Value Creation

José Carlos Grubisich
CEO

21

Braskem 2002-2007

5 years of consistent growth

Braskem 2002-2007

5 years of consistent progress - Productivity

Production Capacity
(thousand of tons)

Resins Production
(thousand of tons)

Net Revenue/Employee
(thousand of US\$)

EBITDA/employee
(thousand of US\$)

23

Source: Braskem

Braskem 2002-2007

5 years of consistent progress Market

PE Market Share

PP Market Share

PVC Market Share

24

Source: Braskem and Abiquim

Braskem 2002-2007

5 years of consistent progress Financial

Market Cap (US\$ million)

Financial Volume (daily average
R\$ 000)

Financial Leverage

25

Source: Braskem

Braskem 2002-2007

5 years of consistent growth Technology and Sustainability

Innovation and Technology

Accumulated Patents

Sustainability

Liquid Effluents (m³/ton)

Innovative Products (kt)

Solid Leftovers (kg/t)

26

Source: Braskem

Braskem 2002-2007

5 years of consistent growth

27

Integration of Braskem, Ipiranga and Copesul

Control of synergies capturing process

Synergies > US\$ 500 million in NPV

Goals:	<p>Mutual knowledge of the companies (practices and people); Identification of best practices;</p>	<p>Quantification and classification of opportunities: immediate, subject to approval and post integration / incorporation/</p>	<p>Efficient capture of possible gains; Adequate communication with the Boards and the market;</p>
---------------	--	---	---

Activities:	<p>Visits; Work meetings; Information exchange.</p>	<p>Identify opportunities; Quantify impacts; Define feasibility; Prioritize and communicate.</p>	<p>Define terms, responsible parties and final products per stage and action, with defined goals and supervision.</p>
--------------------	--	---	---

28

Source: Braskem

Ipiranga's Acquisition

Detailed Opportunities and Synergies

Industrial	Commercial	Logistics		
<p>Revenue increase with the reutilization of Copesul's aromatic chains in UNIB- Camaçari</p> <p>Unification of production and maintenance practices</p> <p>Production of homopolymer PP by Ipiranga</p>	<p>Client portfolio integration</p> <p>Ipiranga's export agreements optimization</p> <tr> <th data-bbox="560 646 1007 684">HSE</th> <td data-bbox="560 684 1007 892"> <p>Joint management of solid residues</p> <p>Unification of best effluents safety and management</p> </td> <td data-bbox="1023 443 1476 892"> <p>Joint management of raw materials</p> <p>Optimization of distribution logistics in the local market</p> <p>Reduction of international freight contracts and modals optimization</p> <p>Rationalization of spare parts inventories</p> </td> </tr>	HSE	<p>Joint management of solid residues</p> <p>Unification of best effluents safety and management</p>	<p>Joint management of raw materials</p> <p>Optimization of distribution logistics in the local market</p> <p>Reduction of international freight contracts and modals optimization</p> <p>Rationalization of spare parts inventories</p>
HSE	<p>Joint management of solid residues</p> <p>Unification of best effluents safety and management</p>	<p>Joint management of raw materials</p> <p>Optimization of distribution logistics in the local market</p> <p>Reduction of international freight contracts and modals optimization</p> <p>Rationalization of spare parts inventories</p>		

Ethylene-Ethanol Project

A pioneer achievement globally

SUGARCANE

**100% renewable raw
material**

**Certified by Beta
Analytics USA**
*Main laboratory in the world
specialized in carbon analysis*


**Association with
Brazilian and
multinational
companies**
*Food, automotive and
cosmetic industries*

30

Source: Braskem


Production capacity increase

Projects implementation



Production capacity increase

Ranking evolution



Source: Braskem and CMAI

Our Vision

**Become Latin
American leader in
thermoplastic resins**

**Be positioned amongst
the 10 largest
petrochemical
companies in market
value globally**

33

Investors Meeting
2Q07 Results

José Carlos Grubisich

Carlos Fadigas

SIGNATURES

Pursuant to the requirements of the Securities Exchange Act of 1934, the registrant has duly caused this report to be signed on its behalf by the undersigned, thereunto duly authorized.

Date: August 14, 2007

BRASKEM S.A.

By: /s/ Carlos José Fadigas de Souza Filho

Name: Carlos José Fadigas de Souza Filho

Title: Chief Financial Officer

FORWARD-LOOKING STATEMENTS

This press release may contain forward-looking statements. These statements are statements that are not historical facts, and are based on management's current view and estimates of future economic circumstances, industry conditions, company performance and financial results. The words "anticipates", "believes", "estimates", "expects", "plans" and similar expressions, as they relate to the company, are intended to identify forward-looking statements. Statements regarding the declaration or payment of dividends, the implementation of principal operating and financing strategies and capital expenditure plans, the direction of future operations and the factors or trends affecting financial condition, liquidity or results of operations are examples of forward-looking statements. Such statements reflect the current views of management and are subject to a number of risks and uncertainties. There is no guarantee that the expected events, trends or results will actually occur. The statements are based on many assumptions and factors, including general economic and market conditions, industry conditions, and operating factors. Any changes in such assumptions or factors could cause actual results to differ materially from current expectations.
